

# USBPre 2

Portable Audio Interface

- QUICK START GUIDE -



**SOUND**  **DEVICES**



## Welcome

Thank you for purchasing the USBPre 2 computer audio interface. This Quick Start Guide provides the initial steps necessary to set up and begin using the USBPre 2 right out of the box. It also provides warranties and legal Declaration of Conformity information.

The following table shows what is included with a basic purchase.

| QUANTITY | ITEM                              |
|----------|-----------------------------------|
| 1        | USBPre 2 computer audio interface |
| 1        | 2-meter USB A to USB B Cable      |
| 4        | Adhesive Rubber "Bumpers"         |
| 1        | Registration Card                 |
| 1        | Quick Start Guide                 |

After receiving your purchase, remove all contents from the box to ensure there are no missing parts and that all parts were received without damage.

## Read and Register...

Sound Devices strongly encourages you to register your product. Registration extends your warranty and ensures you will receive timely updates.

For a full description of all product features, user-based procedures, specifications, and safety information, please refer to the product's User Guide located on the Sound Devices website. Use the QR code or respective link to access and download the guide.

### Full User Guide



[www.sounddevices.com/download/guides/USBPre2ug\\_en.pdf](http://www.sounddevices.com/download/guides/USBPre2ug_en.pdf)

### Register Your Product



[www.sounddevices.com/support/registration/](http://www.sounddevices.com/support/registration/)

### Email Support



[support@sounddevices.com](mailto:support@sounddevices.com)

### Call Support



1-608-524-0625  
1-800-505-0625

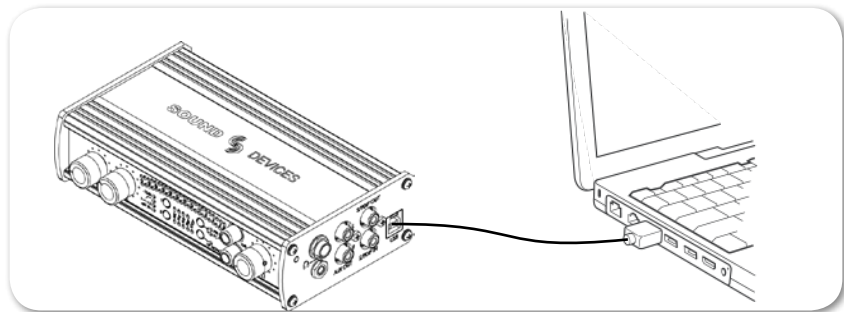
## 1. Connect the USBPre 2

Before connecting the USBPre 2, quit all open applications that use audio. An application that is running on the computer when the USBPre 2 is connected may not recognize the USBPre 2 until the application is restarted.

### To connect the USBPre 2:

1. Attach the USB A end of the supplied USB A-to USB B cable to an available USB port on the computer.
2. Attach the USB B end of the cable to the USB B port on the right panel of the USB Pre 2.

The USBPre 2's meter LEDs will illuminate sequentially, indicating the USBPre 2 is connected and booting up properly.



3. Ensure that the operating system has recognized the USBPre 2 and designated the USBPre 2 as the default sound card.

## Mac OS

When connecting the USBPre 2 to a computer with OS X 10.5 or earlier installed, hold down the Input 1 Source Select button while plugging in the USB cable to the USBPre 2. This will cause the USBPre 2 to initialize in USB Full speed mode, which is required for OS X 10.5 and earlier.

## Windows OS

The USBPre 2 is an Audio Device Class USB standard peripheral. No proprietary drivers are required to operate the USBPre 2 under Windows. The first time the USBPre 2 is plugged in, Windows will install standard USB Audio Device Class drivers automatically.

For more information regarding different operating systems and drivers, such as the ASIO driver which enables higher sampling rates on Windows computers, see the USBPre 2 User Guide.

## Linux OS

No proprietary drivers are required to operate the USBPre 2 under Linux. The first time the USBPre 2 is plugged in, Linux will enable standard USB Audio Device Class drivers automatically (if necessary).

Current Linux audio drivers only support USB audio devices at “Full speed” USB rates. The USBPre 2 must be forced into Full Speed mode by holding down the Input 1 Source Select button when plugging in the USB cable to the USBPre 2.

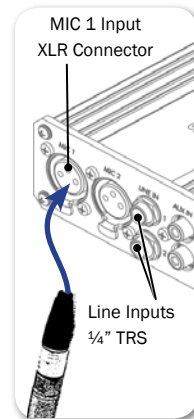
## 2. Connect an Audio Source

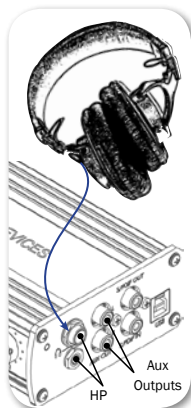
Located on the left panel of the USBPre 2, there are two active-balanced XLR-3F connectors for low impedance microphone-level inputs.

### To connect an audio source:

- Use a standard XLR cable and connect a microphone-level analog source to MIC 1 or MIC 2 inputs.

On the left panel of the USBPre 2, there are also two ¼-inch TRS inputs for balanced line-level signals, and two AUX inputs that accept consumer-level inputs from devices such as CD players, camcorders, DVD players, etc.





### 3. Connect Headphones

Located on the right panel of the USBPre 2, there are two outputs (3.5 mm and ¼-inch TRS) for low-impedance headphones.

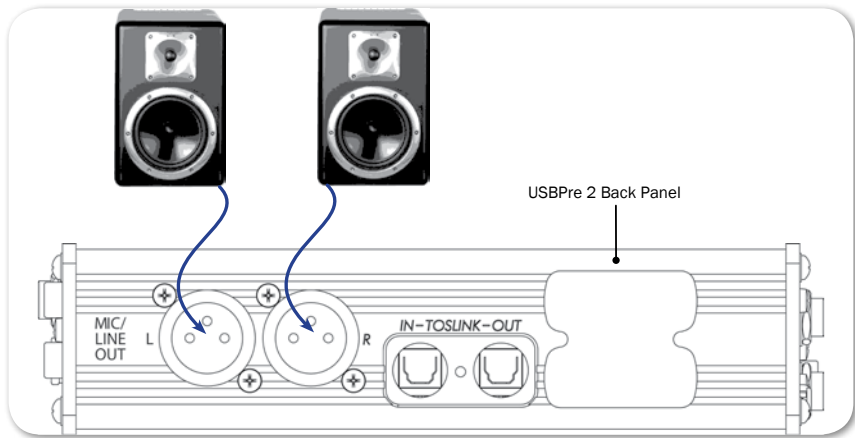
#### To connect headphones:

- ▶ Plug in the headphones cable to either of the headphone outputs on the USBPre 2.

**⚠ The USBPre 2 can drive headphones to dangerously loud levels. Take care when attaching headphones and when setting the headphone level.**

### Powered Monitors

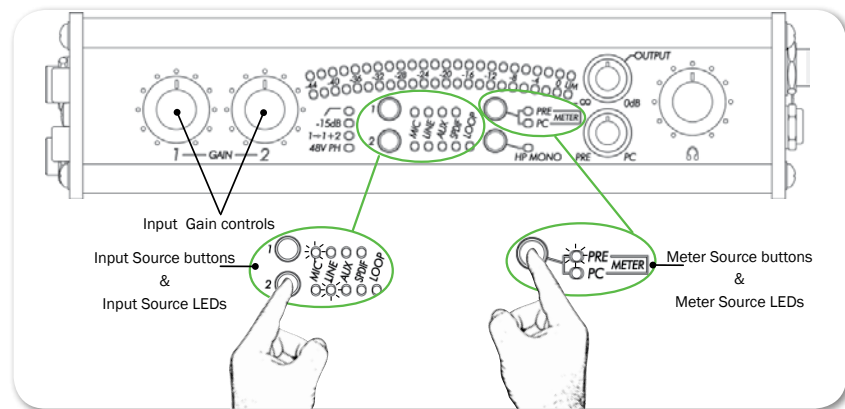
Depending on the type of connection, powered monitors with balanced analog inputs can also be attached to the USBPre 2, via auxiliary outputs (RCA connectors), located on the right panel or the active-balanced analog XLR outputs, located on the back panel of the USBPre 2.



### 4. Select Input Type

#### To select input type:

1. Repeatedly press the Input Source button on the front panel of the USBPre 2 until the proper Input Source LED illuminates for the input you will be recording. As shown in the following illustration, Input 1 is set to MIC, while Input 2 is set to LINE.



2. If the PRE Meter Source LED is not illuminated, press the Meter Source button to change the meter source to display input levels.
3. For analog input sources, adjust the Input Gain control corresponding to the input being recorded. The meters will show the audio level of the inputs.

**ⓘ** Input Gain controls do not affect digital input levels.

Make certain that the USBPre 2 is selected as the input and output device in the audio application's preferences. Consult your application's documentation for further information. For more details on using a USBPre 2, see the *USBPre 2 User Guide*.

## Warranty and Service

Sound Devices, LLC warrants the USBPre2 against defects in materials and workmanship for a period of ONE (1) year from date of original retail purchase. Users who register their product directly with Sound Devices Technical Support by mail, online, or phone, will receive an additional ONE (1) year of warranty coverage, extending the complete warranty period to TWO (2) years from the date of original retail purchase. In order to extend the warranty coverage period, registration must be completed within the initial ONE (1) year warranty period. Products must be purchased through authorized Sound Devices resellers to qualify for Warranty coverage. Damage resulting from the opening of a Sound Devices product or attempted repairs by a non-authorized Sound Devices repair technician will void warranty coverage.

This is a non-transferable warranty that extends only to the original purchaser. Sound Devices, LLC will repair or replace the product at its discretion at no charge. Warranty claims due to severe service conditions will be addressed on an individual basis. THE WARRANTY AND REMEDIES SET FORTH ABOVE ARE EXCLUSIVE. SOUND DEVICES, LLC DISCLAIMS ALL OTHER WARRANTIES, EXPRESS OR IMPLIED, INCLUDING WARRANTIES OF MERCHANTABILITY AND FITNESS FOR A PARTICULAR PURPOSE. SOUND DEVICES, LLC IS NOT RESPONSIBLE FOR SPECIAL, INCIDENTAL, OR CONSEQUENTIAL DAMAGES ARISING FROM ANY BREACH OF WARRANTY OR UNDER ANY OTHER LEGAL THEORY. Because some jurisdictions do not permit the exclusion or limitations set forth above, they may not apply in all cases.

For all service, including warranty repair, please contact Sound Devices for an RMA (return merchandise authorization) before sending your unit in for repair. Product returned without an RMA number may experience delays in repair. When sending a unit for repair, please do not include accessories, including SSD drives, CF cards, batteries, power supplies, carry cases, cables, or adapters unless instructed by Sound Devices. Sound Devices repairs and replacements may be completed using refurbished, returned or used parts that have been factory certified as functionally equivalent to new parts.

Sound Devices, LLC  
Service Repair RMA #XXXXX  
E7556 State Road 23 and 33  
Reedsburg, WI 53959 USA  
Telephone: (608) 524-0625

## Technical Support / Bug Reports

For technical support and bug reporting on all Sound Devices products contact Sound Devices, LLC at:

E-mail: [support@sounddevices.com](mailto:support@sounddevices.com)

Website: [www.sounddevices.com/support/](http://www.sounddevices.com/support/)

Phone: +1 (608) 524-0625

Toll-free: +1 (800) 505-0625 — in USA only

Fax: +1 (608) 524-0655

Sound Devices hosts a user support forum. The URL is: <http://forum.sounddevices.com>.

## Fill In and Keep for Your Records

PRODUCT: \_\_\_\_\_

SERIAL NUMBER: \_\_\_\_\_

PURCHASE DATE: \_\_\_\_\_

STORE/RETAILER: \_\_\_\_\_

ADDITIONAL NOTES: \_\_\_\_\_

\_\_\_\_\_

\_\_\_\_\_

\_\_\_\_\_

\_\_\_\_\_

\_\_\_\_\_

## Legal Notes

### Product specifications and features are subject to change without prior notification.

Copyright © 2016  
Sound Devices, LLC.  
All rights reserved.

This document is protected under copyright law. An authorized licensee of this product may reproduce this publication for the licensee's own personal use. This document may not be reproduced or distributed, in whole or in part, for commercial purposes, such as selling copies or providing educational services or support. This document is supplied as a technical guide for 633. Special care has been taken in preparing the information for publication; however, since product specifications are subject to change, this document might contain omissions and technical or typographical inaccuracies. Sound Devices, LLC does not accept responsibility for any losses due to the use of this guide.

### Limitation of Liability

LIMITATION ON SOUND DEVICES' LIABILITY. SOUND DEVICES, LLC SHALL NOT BE LIABLE TO THE PURCHASER OF THIS PRODUCT OR THIRD PARTIES FOR DAMAGES, LOSSES, COSTS, OR EXPENSES INCURRED BY PURCHASER OR THIRD PARTIES AS A RESULT OF: ACCIDENT, MISUSE, OR ABUSE OF THIS PRODUCT OR UNAUTHORIZED MODIFICATIONS, REPAIRS, OR ALTERATIONS TO THIS PRODUCT, OR FAILURE TO STRICTLY COMPLY WITH SOUND DEVICES, LLC'S OPERATING AND INSTALLATION INSTRUCTIONS, TO THE FULLEST EXTENT PERMITTED BY LAW. SOUND DEVICES SHALL HAVE NO LIABILITY TO THE END USER OR ANY OTHER PERSON FOR COSTS, EXPENSES, DIRECT DAMAGES, INCIDENTAL DAMAGES, PUNITIVE DAMAGES, SPECIAL DAMAGES, CONSEQUENTIAL DAMAGES OR OTHER DAMAGES OF ANY KIND OR NATURE WHATSOEVER ARISING OUT OF OR RELATING TO THE PRODUCTS, THESE TERM/S AND CONDITIONS OR THE PARTIES' RELATIONSHIP, INCLUDING, WITHOUT LIMITATION, DAMAGES RESULTING FROM OR RELATED TO THE DELETION OR OTHER LOSS OF AUDIO OR VIDEO RECORDINGS OR DATA, REDUCED OR DIMINISHED AUDIO OR VIDEO QUALITY OR OTHER SIMILAR AUDIO OR VIDEO DEFECTS ARISING FROM, RELATED TO OR OTHERWISE ATTRIBUTABLE TO THE PRODUCTS OR THE END USER'S USE OR OPERATION THEREOF, REGARDLESS OF WHETHER SUCH DAMAGES ARE CLAIMED UNDER CONTRACT, TORT OR ANY OTHER THEORY. "CONSEQUENTIAL DAMAGES" FOR WHICH SOUND DEVICES SHALL NOT BE LIABLE SHALL INCLUDE, WITHOUT LIMITATION, LOST PROFITS, PENALTIES, DELAY DAMAGES, LIQUIDATED DAMAGES AND OTHER DAMAGES AND LIABILITIES WHICH END USER SHALL BE OBLIGATED TO PAY OR WHICH END USER OR ANY OTHER PARTY MAY INCUR RELATED TO OR ARISING OUT OF ITS CONTRACTS WITH ITS CUSTOMERS OR OTHER THIRD PARTIES. NOTWITHSTANDING AND WITHOUT LIMITING THE FOREGOING, IN NO EVENT SHALL SOUND DEVICES BE LIABLE FOR ANY AMOUNT OF DAMAGES IN EXCESS OF AMOUNTS PAID BY THE END USER FOR THE PRODUCTS AS TO WHICH ANY LIABILITY HAS BEEN DETERMINED TO EXIST. SOUND DEVICES AND END USER EXPRESSLY AGREE THAT THE PRICE FOR THE PRODUCTS WAS DETERMINED IN CONSIDERATION OF THE LIMITATION ON LIABILITY AND DAMAGES SET FORTH HEREIN AND SUCH LIMITATION HAS BEEN SPECIFICALLY BARGAINED FOR AND CONSTITUTES AN AGREED ALLOCATION OF RISK WHICH SHALL SURVIVE THE DETERMINATION OF ANY COURT OF COMPETENT JURISDICTION THAT ANY REMEDY HEREIN FAILS OF ITS ESSENTIAL PURPOSE.

### Trademarks

The "wave" logo and USBPre are registered trademarks of Sound Devices, LLC.  
Mac and OS X are trademarks of Apple Inc., registered in the U.S. and other countries. Windows is a registered trademark of Microsoft Corporation in the United States and other countries.

### FCC Notice

This device complies with part 15, class B of the FCC Rules.

**SOUND**  **DEVICES**

Declaration of Conformity



Manufacturer's Name: Sound Devices, LLC  
Manufacturer's Address: E7556 State Road 23 and 33  
Reedsburg, WI 53959  
USA

### Declares under sole responsibility that the product as delivered

Product Name: USBPre Audio Interface  
Model Number: USBPre 2  
Description: Portable high-resolution audio interface for computers  
Product Options: This declaration covers all options of the above product.

### complies with the essential requirements of the following applicable European Directives, and carries the CE marking accordingly:

EMC Directive (2014/30/EU)  
EN 55103-1:2009  
EN 55103-2:2009



This Declaration of Conformity applies to the above-listed product(s) placed on the EU market after:

July 14, 2010

Date

Matt Anderson - Sound Devices, LLC President

**SOUND**  **DEVICES**

[www.sounddevices.com](http://www.sounddevices.com)



Part # 7213.000

