






## A20-BatteryDoubler Installation Instructions



**Step 1: With the supplied screwdriver, unscrew hinge pin cap screw.**



**Step 2: Push out hinge pin with screwdriver as shown.**



**Step 3. Pull release latch and remove door.**



**Step 4. Place BatteryDoubler onto A20-Mini, insert pin in as shown.**



**Step 5. Screw in hinge pin cap screw.**